


## FIX formwork aid

**NEW!** Fastening system for lining pipes and fixed earthing terminals at the construction site and at the precast plant

For nailing to wood and plastic formworks and for fastening to steel formworks using FIX Magnet




All parts of the FIX formwork range are reusable

Art.Gr. 420


Art. no.	Description	PU	Weight per pc.	
091410	<b>FIX Magnet</b> for formwork aid Power Magnet for all FIX formwork aids, incl. screw and wing nut	25 pcs.	0.14 kg	
090804	<b>FIX EFP formwork aid</b> for fixed earthing terminals M10/12 and M12, cone height 11 mm	25 pcs.	0.03 kg	
090806	<b>FIX 80 formwork aid</b> for lining pipes ID 79-84 mm	25 pcs.	0.10 kg	
090810	<b>FIX 100 formwork aid</b> for lining pipes ID 99-104 mm Sewage pipe DN 110	25 pcs.	0.15 kg	
090814	<b>FIX 110 formwork aid</b> for lining pipes ID 109-114 mm for the socket of KG and KG 2000 sewage pipes DN 110	25 pcs.	0.16 kg	
090816	<b>FIX 125 formwork aid</b> for lining pipes ID 124-129 mm for the socket of KG and KG 2000 sewage pipes DN 125	25 pcs.	0.20 kg	
090818	<b>FIX 150 formwork aid</b> for lining pipes ID 149-154 mm Sewage pipe DN 160	25 pcs.	0.25 kg	
090822	<b>FIX 200 formwork aid</b> for lining pipes ID 199-206 mm	25 pcs.	0.38 kg	
090824	<b>FIX screw adapter incl. screw set</b> The screw adapter allows the FIX formwork aid to be fastened to the formwork shell. In the process, the screw connection is on the outside of the formwork, making stripping the formwork after concreting much easier.	1 set	0.04 kg	
090826	<b>FIX removal aid</b> The removal aid makes pulling out the formwork aid easier	1 pc.	0.08 kg	

# Installation of the FIX formwork aid for all common lining pipes

## Wooden or plastic formwork




Installation of the FIX screw adapter




Fastening of the FIX formwork aid through  $\varnothing$  8 mm borehole in the formwork. For benefits and information on installation, visit the website.



Fastening without screw adapter with nails. For easy stripping of formwork, do not use screws.



The desired lining pipe can simply be pushed on.




Installation of the double-socket sewage pipe




At the construction site

## Steel formwork




Installation of the FIX Magnet on the formwork aid




Installation of a fixed earthing terminal on the FIX EFP formwork aid


Position the FIX formwork aid using the FIX Magnet and simply push on the desired lining pipe.




Sewage pipe DN 110 + DN 160




Double-socket sewage pipe DN 110 + DN 125




Corrugated sheathing pipe DN 80 - DN 200



FASO lining pipe DN 80 - DN 200



Fixed earthing terminal fastened with FIX Magnet



Option for connection to the fixed earthing terminal, for example with axis and clamp



Fixed earthing terminal after stripping of formwork